





## HYDRAULIC DOCK LEVELER SERIES HL



1. Dynamic loading capacity: 6 tons.
2. Swinging Lip: Q345 Alloy steel, 16 mm thickness
3. Upper Plate: Q345 Alloy Steel, 8mm thickness anti-skate steel plate from Bensteel, one piece type only, no welding
4. Support Profile: C-shaped stiffener
5. Support Leg: Q345 Alloy Steel, 16mm thickness \*4
6. Power Form: Bucher (Swiss brand, made in China) , Electro-hydraulic 220V/ 60 Hz/ 1 phase
7. Sealing Elements: Japan Brand NOK A505
8. Control System: IPP55, CPU integrated system, monitor can display running times, fault codes, extended linkage and interlock function
9. Working Range: -300mm / +350mm



- 10. Adjustment Time: Rise time  $\leq$  16S, Fall time  $\leq$  10 S
- 11. Operating Temperature: -30 °C- 50 °C
- 12. Connection Axis: Shaft diameter 28mm
- 13. Safty Foot guard: Galvanaized steel thickness 1.5mm
- 14. Connection Hinge: 10mm thick hinge (Open hinge)
- 15. Surface treatment: Shot blasting and then powder coated
- 16. Repair Support Rod: Standard
- 17. Anticollision Block: Standard




Available Colors


MODEL / NOMINAL SIZE	CAPACITY (STATIC LOAD)
HL1: 1830 x 2165	6000 kg / 20.000 kg
HL2: 2000 x 2500	



**Manufacturer: Master Well Enterprise Limited**

 501, CKK Building , No. 8 Xingchang Road (N), Wuxi, Jiangsu, China

 +86 510 8877 2866

 [public@masterwellhk.com](mailto:public@masterwellhk.com)